



COMMUNITY ART CLASSES

2024 YOUTH
SUMMER ART STUDIOS
CATALOG




TABLE OF CONTENTS



About Summer Art Studios	3
Registration Dates & Tuition	4
Registration Guidelines	5
At-a-Glance	7
Youth Summer Art Studios	9
Classes for Ages 7-10	10
Classes for Ages 10-13	14
Classes for Ages 11-14	19
New Intensive Camps	23
Instructor Bios	24
Campus Maps	27

Friends of Southwest Priority Registration


Tuesday, March 19, 2024

Open Registration

Tuesday, March 26, 2024

Save on your child's tuition by joining **Friends of Southwest** at the family level. For only \$75 your family is entitled to:

- A tuition discount for individuals living in the same household (parent/guardians and minor children, ages 17 and younger.)





REGISTER AT
[UTSA.EDU/PACE](https://utsa.edu/pace)

ABOUT SUMMER ART STUDIOS



The arts teach children and teens vital skills that nurture intellectual and creative development with skills that prepare them for the 21st century. Perhaps now more than ever—as San Antonio becomes increasingly diverse, the world more interconnected, and the workplace more oriented around technology and creativity—arts education is a key to ensuring student success in school, work, and life. A leader in arts education for five decades, Young Artist Programs offers multiple avenues for access to the visual arts for young artists across San Antonio.

Young Artist Program's Summer Art Studios is the most comprehensive and largest summer arts experience for students in San Antonio, offering eight weeks of classes for youth ages 7–14 and teens ages 14–18. Our artist-teachers focus on fundamentals such as drawing and painting, as well as experimental design and classes that explore world cultures. Summer Art Studios is unique in offering media such as wheel throwing, metalsmithing, digital media, and sculpture. Summer Art Studios allows young artists to work with like-minded peers and culminates in a public celebration of their work each week.

Please review registration policies and guidelines listed on *page 5* or online at utsa.edu/communityart prior to registering.

If you are not able to register online, please email: communityart@utsa.edu with your name and phone number and someone will contact you for registration assistance or call **210.200.8200**.



This year, Summer Art Studios are in session for 8 weeks, **June 3 – August 2**. There are no classes scheduled for the week of July 1 – 5.

Week 1 · Jun 3 – 7

Week 2 · Jun 10 – 14

Week 3 · Jun 17 – 21

Week 4 · Jun 24 – 28

Week 5 · Jul 8 – 12

Week 6 · Jul 15 – 19

Week 7 · Jul 22 – 26

Week 8 · Jul 29 – Aug 2



For detailed information on how to register, please refer to the Registration Guidelines & Policies (see **page 5**). Please read all registration and refund policies carefully, before you register.

ONLINE REGISTRATION DATES

Friends of Southwest Priority Registration

Tuesday, March 19, 2023

Open Registration

Tuesday, March 26, 2023



TUITION & FEES

Half-Day Classes | per class, per week

Tuition | \$185 (Friends of SW: \$170)

Please add extended care if registering for 2 half-day classes in the same week.


Full-Day Classes

Tuition | \$380 (Friends of SW: \$365)

Downtown Camps | Full-Day Classes

Tuition | \$380 (Friends of SW: \$365)

NOTE: *Tuition includes materials unless otherwise noted. Special tuition rates apply for two-week classes or full day classes, and for classes that include special material fees. Tuition for each of these classes is listed separately, as part of the class description.*



EARLY DROP OFF | 8:00 – 8:30am

\$15 per week

Participation in Early Drop Off is an option for all students who will be attending Summer Art Studios. Early Drop Off provides structured supervision from 8:00am – 8:30am, when regular check in begins.

EXTENDED CARE | 8:30AM – 5:30PM

\$30 per week

Participation in Extended Care **is required** for all students who will be attending both a morning class and an afternoon class, on the same day. Extended Care provides structured supervision including: a supervised lunch break from 12:00 – 1:00pm, and an afternoon activity and snack break from 4:00 – 5:30pm.



BAG LUNCH/SNACKS

A supervised lunch break is provided from 12:00 – 1:00pm, as part of Extended Care Service. Students participating in Extended Care should bring their own bag lunch, drinks, and snacks to eat during the supervised lunch hour. Students may bring snacks and a drink with them for break times in class.



Choosing a Class

Summer Art Studios classes are broken into the following age brackets—Kids Art Camp: ages 7–10, 10–13, and 11–14 as well as Teen Studios: ages 14–18. The curriculum for each class has been developed to fit the skill level of the student in that specific age range. As such, class selections should be based on each student's age, rather than on their artistic ability. ***Please register your child according to their age (no exceptions to this policy are allowed).***

Summer Art Studios can be rigorous, focused, and require skills sets (both physical, verbal, and cognitive) that might not be appropriate for all youth and teens. If you have any questions or concerns about the appropriateness of a class for your child before registering them, please reach out to Rose Barcus at rose.barcus@utsa.edu or at (210)200-8221 or contact UTSA Community Art Programs at communityart@utsa.edu.

Guidelines & Policies



- Youth programs are open to students 7–18 years of age.
- Classes are taught at UTSA-Southwest Campus at 300 Augusta or 1201 Navarro unless otherwise noted.
- Please follow safety protocols specific to each studio/classroom space.
- Students are asked to respect everyone's personal space; keep a safe distance from peers and instructors. Masks are suggested for personal protection.
- Students are also asked to be courteous and respectful to others, personal property, and that of the studios and campus.
- Inappropriate or disruptive behavior such as the use of profanity, harassment, or sexual innuendo, dominating an instructor or student's time, or misuse or dominating the use of equipment or shared class materials is unacceptable. Such behavior may be considered grounds for dismissal from class.

Cancellations, Refunds, Withdrawals & Transfers

- UTSA reserve the right to cancel, combine, reschedule classes, or change class instructors when necessary.
- If UTSA cancels a class for any reason, all registered students will be informed as soon as possible and will be given the opportunity to transfer to another class with no transfer fee applied. Tuition will be refunded 100% for cancelled classes.
- A \$45 withdrawal fee and a \$25 transfer fee will be charged per class for changes made by students.
- Notice of withdrawal by a student must be made in writing and received no later than 7 business days prior to the first day of class.
- No refunds will be made for withdrawals made after the specified withdrawal deadline.

Parking

For classes at UTSA Southwest Campus:

- You can park for a brief amount of time to drop off and pick up your student. Parking is on a first come, first-serve basis and available at any unmarked space in Lot SW1.
- Parents wishing to remain parked may use the self-pay parking spaces in Lot SW1 or can park at the Central Library Parking Garage located on Soledad.

For classes at UTSA Downtown Campus:

- A short-term pull in for drop-off is available on Frio Street. Camp staff will be on-hand to check students in.
- Paid parking is available in the parking garage located on S. Pecos – La Trinidad Street.



REGISTRATION GUIDELINES & POLICIES

Special Needs

If your child has any learning challenges, special needs, or medical needs, it is recommended that you first contact the Young Artist Programs Director prior to completing the online registration process. The Young Artist Programs Director can be reached at (210)200-8221 and will be happy to discuss any special accommodations or arrangements that can be provided.

Class Size

Because the Summer Art Studios program offers individualized instruction, enrollment is limited to 12 students per class. Classes are taught by professional artists and instructors, whose goal is to help inspire and develop individual expression for each student. Instructor bios can be found on pages 24–26.

Student Supervision

The Summer Art Studios program is structured and organized to provide a fun and safe learning environment for all students. Class instructors and camp counselors will be on-hand to supervise students during all Summer Art Studios activities.

Student Release Form

The Summer Art Studios student release form should be completed at the time of registration. Those registering online will be prompted to fill out the form after completing the student registration. NOTE: All forms must be completed prior to the start of the first class. If you have any questions, please call the Young Artist Programs Director at (210)200-8221.

Location


Summer Art Studios classes are held on the historic, park-like grounds of UTSA-Southwest, located at the intersection of Augusta and Navarro (across from the Central Library) with the exception of Intensive Camps which are held at UTSA-Downtown Campus. Some classes may include an off-site field trip as part of the learning experience. In those instances, it will be required that personal transportation is provided for each student. Please check class descriptions for details.

Class Attire

Classes for Summer Art Studios take place both indoors and outdoors on the UTSA Southwest campus. Students should wear clothing that is appropriate for making art (which is often messy) during summer days in San Antonio (which are always hot!). Comfortable close toed shoes are required, sling back croc style shoes are not permitted for safety.

Friday Finale

Parents, relatives, and friends are invited to join us for FRIDAY FINALE every Friday afternoon from 12:00pm–1:00pm! Friday Finale provides a great opportunity to have lunch with your child and view the artwork that has been produced during the week across all the Summer Art Studios classes. It's also a chance to meet your child's new friends, chat with other parents, and get to know our instructors.



SCHEDULE AT-A-GLANCE | WEEKS 1 – 4

MORNING CLASSES

WEEK 1 June 3 – 7

Ages 7–10 / 1-7208

Papier-Mâché
Alebrijes

Ages 10–13 / 1-7848

Storyboarding for
Animation

Ages 11–14 / 1-7301

Introduction to Acrylic
Painting

WEEK 2 June 10 – 14

Ages 7–10 / 2-7645

Design a Zoo

Ages 10–13 / 2-7070

Papier-Mâché
Creatures

Ages 10–13 / 2-7201

Drawing with
Stitches

Ages 11–14 / 2-7086

Cartoon Storytelling

WEEK 3 June 17 – 21

Ages 7–10 / 3-7203

City of the Future

Ages 10–13 / 3-7068

Collage and
Assemblage
Masterpieces

Ages 10–13 / 3-7054

Pinhole Photography

Ages 11–14 / 3-7034

Beadmaking to Wall
Hanging

Ages 11–14 / 7999SU1

Master Architecture
Studio ★ Downtown
Campus (full-day)

WEEK 4 June 24 – 28

Ages 7–10 / 4-7110

Sugar Skulls & Roses

Ages 10–13 / 4-7992

Drawing Skills

Ages 11–14 / 4-7900

Adobe Illustrator 101

Ages 11–14 / 4-7324

Illustrations in
Watercolor

Ages 11–14 / 7999SU2

Master Architecture
Studio ★ Downtown
Campus (full-day)

AFTERNOON CLASSES

Ages 7–10 / 1-7020

Paint & Collage Like
Eric Carle

Ages 10–13 / 1-7207

How to Draw What
You See

Ages 11–14 / 1-7305

Cartooning

Ages 7–10 / 2-7103

Model Home: Frank
Lloyd Wright

Ages 10–13 / 2-7187

Rube Goldberg
Machine

Ages 11–14 / 2-7054

Pinhole Photography

Ages 7–10 / 3-7071

Calder Circus

Ages 10–13 / 3-7303

Drawing in the Garden

Ages 11–14 / 3-7414

Painting Studio: Color
Theory

Ages 7–10 / 4-7105

Dreamtime Journey

Ages 10–13 / 4-7106

Meet the Fauves

Ages 11–14 / 4-7014

Ceramic Candle
Holder

All classes are held at UTSA-Southwest Campus with the exception of classes denoted as being at the ★ Downtown Campus.

SCHEDULE AT-A-GLANCE | WEEKS 5 – 8

MORNING CLASSES

WEEK 5

July 8 – 12

Ages 7–10 / 5-7021
Weaving, Painting, & Drawing

Ages 10–13 / 5-7105
Ceramic Gnome Homes

Ages 10–13 / 5-7188
Street Art 101: Murals

Ages 11–14 / 5-7842
Cyanotypes on Fabric

Ages 11–14 / 7989SU1
B-Movie Cinema Studio ★ Downtown Campus (full-day)

WEEK 6

July 15 – 19

Ages 7–10 / 6-7108
Photos to Painting

Ages 10–13 / 6-7302
Pet Portraits in Fabric

Ages 10–13 / 6-7841
Creative Cyanotypes Photo Prints

Ages 11–14 / 6-7083
Drawing in Color

Ages 11–14 / 7989SU2
B-Movie Cinema Studio ★ Downtown Campus (full-day)

WEEK 7

July 22 – 26

Ages 7–10 / 7-7102
Drawing: Pen & Ink

Ages 10–13 / 7-7094
Street Art Sculptures: Spray, Sculpt, & Tag

Ages 10–13 / 7-7303
Drawing in the Garden

Ages 11–14 / 7-7321
Release the Kraken

WEEK 8

July 29 – Aug 2

Ages 7–10 / 8-7055
3-D Photography

Ages 10–13 / 8-7222
Monochromatic Landscapes

Ages 10–13 / 8-7320
Introduction to Watercolor

Ages 11–14 / 8-7309
Feathered Serpents

AFTERNOON CLASSES

Ages 7–10 / 5-7093
Photos from Nature

Ages 10–13 / 5-7221
Recycle–A–Beast

Ages 11–14 / 5-7214
Portraits in Clay

Ages 7–10 / 6-7018
Handbuilding Ceramic Techniques

Ages 10–13 / 6-7910
Drawing Foundations: Technical Drawing

Ages 11–14 / 6-7410
Surrealist Collage

Ages 7–10 / 7-7107
Walk Like an Egyptian

Ages 10–13 / 7-7993
I'm A Mini Muralist

Ages 11–14 / 7-7301
Introduction to Acrylic

Ages 11–14 / 7-7012
The Ceramic Surrealist

Ages 7–10 / 8-7206
Zentangle Silhouettes

Ages 10–13 / 8-7095
Street Art: Stencil Revolution

Ages 11–14 / 8-7212
Franken Painting

All classes are held at UTSA-Southwest Campus with the exception of classes denoted as being at the ★ Downtown Campus.



REGISTER AT
[UTSA.EDU/PACE](https://utsa.edu/pace)

YOUNG ARTIST PROGRAM SUMMER ART STUDIOS



Kids Art Camp is an art-focused day camp featuring one-week studio classes for youth ages 7–14. Each class explores a specific media or topic as part of a creative learning experience, delivered within a positive, nurturing, and fun environment.

Students work one-on-one with professional, teaching artists, to learn new visual arts skills and develop their individual expression.

Each class takes place over 5 consecutive days, Monday–Friday and are 3 hours long. Morning courses begin at 9:00am and end at 12:00pm while afternoon classes take place from 1:00–4:00pm. Students who register for a full day of classes are required to purchase Extended Care. Extended Care provides a 1-hour long supervised lunch period and supervised care from 4:15–5:30pm.

Tuition per class, per week is \$185 (Friends of SW: \$170), unless otherwise noted.

Classes take place on the historic UTSA-SW Campus. A special intensive full-day, week-long camp is also offered at UTSA-Downtown Campus. See **page 4** for details and tuition.

Please review registration policies and guidelines listed on **pages 5–6** or online at utsa.edu/communityart prior to registering.

If you are not able to register online, please email: communityart@utsa.edu with your name and phone number and someone will contact you for registration assistance or call **210.200.8200**.

WEEK 1 JUN 3 – 7 | 9:00AM – 12:00PM

1-7208 | Papier-Mâché Alebrijes

Maria Gould

Celebrate the rich history of Mexican folk art traditional alebrijes in this sculpture-based class. Young artists will design their very own imaginary alebrije animal and learn a 4-step process for making these sculptures out of papier-mâché. Once completed, they will be decorated with bright, colorful paints.

WEEK 1 JUN 3 – 7 | 1:00PM – 4:00PM

1-7020 | Paint & Collage Like Eric Carle

Laurel Bodinus

Celebrate the world of author and illustrator, Eric Carle. Create a Carle inspired artwork through paint and collage while exploring a variety of media and learning the elements and principles of art-making.

WEEK 2 JUN 10 – 14 | 9:00AM – 12:00PM

2-7645 | Design a Zoo

Sara Zapata

Studying the form and movement of animals, students will create sketches of animals, then design and layout a zoo compound to house their animals to create an imaginative zoo exhibit.

WEEK 2 JUN 10 – 14 | 1:00PM – 4:00PM

2-7103 | Model Home: Frank Lloyd Wright

Sarah Zapata

Develop a love for nature and architecture through the lens of Frank Lloyd Wright. Capture shapes in nature and design your own model. Learn how to draw a floor plan, section and elevation as a guide to construct a sustainable home.



WEEK 3 JUN 17 – 21 | 9:00AM – 12:00PM

3-7203 | City of the Future

Sara Zapata

What would a city look like in space? In this class, young artists will learn designs that will incorporate sketches, floor plans and model making to design a futuristic city or building. Students will complete one model of a design unique to their ideas.

WEEK 3 JUN 17 – 21 | 1:00PM – 4:00PM

3-7071 | Calder Circus

Sara Zapata

Students will learn the technique of sculpting and modeling in 3-D using wire. Be inspired by Alexander Calder's innovative wire and mobile artwork to create animals and a mini-Circus scene.

WEEK 4 JUN 24 – 28 | 9:00AM – 12:00PM

4-7110 | Sugar Skulls & Roses

Lila Owens

Celebrate the vibrant and long culture of Dia De los Muertos by learning about the folk-based arts of the calavera. Draw and paint flower and skull designs, learn about facial proportions, and create your own 3-D sugar skull with cardboard to paint and decorate.

WEEK 4 JUN 24 – 28 | 1:00PM – 4:00PM

4-7105 | Dreamtime Journey

Sarah Shore

Explore the rich visual culture of indigenous Australians. Learn their stylistic approaches in pattern-making and about their symbolism found in their artwork and apply it to works you create from paintings representing animals, land designs and other artforms.

WEEK 5 JUL 8 – 12 | 9:00AM – 12:00PM

5-7021 | Weaving, Painting, & Drawing

Jenny Giuffrida

Learn to explore the process of weaving concentric patterns of woven color using a variety of textiles, found materials, and incorporate drawings and paintings. Students will develop their concentration, fine motor skills, and eye-hand coordination.

WEEK 5 JUL 8 – 12 | 1:00PM – 4:00PM

5-7093 | Photos from Nature

Mary Margaret Johnson | Tuition | \$210 (Friends of SW: \$195)

Learn to make anthotypes, a photographic process that uses plants and fruits to make prints and explore other methods of making images with botanical materials along with the aid of the sun.

WEEK 6 JUL 15 – 19 | 9:00AM – 12:00PM

6-7108 | Photos to Painting

Jenny Giuffrida

Start by learning to look and observe. Select a subject, take a photograph of it, and paint from the photo. Discover how the world you see, the world the camera captures, and the world you paint are each different, yet engaging.

WEEK 6 JUL 15 – 19 | 1:00PM – 4:00PM

6-7018 | Handbuilding Ceramic Techniques

Ashley Bueno

Handbuilding ceramics allows you to tap into your creativity and develop your artistic sensibilities. Learn to work with clay to shape, attach, and assemble forms that you design. Then glaze your work to make it a functional ceramic piece.

WEEK 7 JUL 22 – 26 | 9:00AM – 12:00PM

7-7102 | Drawing: Pen & Ink

Jenny Giuffrida

Be introduced to various ways of working with pen and ink, from simple line drawings to ink and watercolor. Explore line, composition, and balance through multiple original creations.

WEEK 7 JUL 22 – 26 | 1:00PM – 4:00PM

7-7107 | Walk Like an Egyptian

Sarah Shore

Explore the world of Ancient Egypt. Create a portrait in the style of Egyptian royalty—learn how to write in hieroglyphs and design a headdress, jeweled collar, and wristbands fit for a queen or pharaoh.

WEEK 8 JUL 29 – AUG 2 | 9:00AM – 12:00PM

8-7055 | 3-D Photography

Reese Lundquist


Get those red-and-blue glasses out! Learn how to use photo editing software to make 3-D pictures, how to perceive depth, the fundamentals of photography and composition, as well as how to touch up a photo. Join us and unlock a new dimension of photography!

WEEK 8 JUL 29 – AUG 2 | 1:00PM – 4:00PM

8-7206 | Zentangle Silhouettes

Mary Lustri

Express creativity through an easy to learn, relaxing, and fun process of drawing to create beautiful works of art. In this free flowing and open-ended class, students will learn various zentangle drawing techniques and create multiple works of art with various media.



WEEK 1 | JUN 3 – 7 | 9:00AM – 12:00PM

1-7848 | Storyboarding for Animation

Breen Heath

Push storytelling to new heights by creating a visually stunning storyboard. Draw out and illustrate unique stories while learning a skillset that's used in movies, cartoons, commercials, games, comics and more. *Also available week 2 for ages 14–18.*

WEEK 1 | JUN 3 – 7 | 1:00PM – 4:00PM

1-7207 | How to Draw What You See

Mary Margaret Johnson

Let drawing communicate a unique view of the world. Using some of the same drawing exercises adult artists use (like contour, negative space, continual line), learn about representational drawing using a variety of media while improving your drawing skills.

WEEK 2 | JUN 10 – 14 | 9:00AM – 12:00PM

2-7070 | Papier-Mâché Creatures

Alex Chambley

In this sculpture-based class, young artists will explore a multi-step process for creating sculptures out of papier-mâché. Mix, tear, and build while exploring various materials creating fun and unique creatures. Complete the process by decorating with bright, colorful paints, and bring these sculptures to life.

2-7201 | Drawing with Stitches

Maria Gould

In this class learn how to use embroidery stitches to make personal drawings on fabric. With a variety of stitch types, a needle, colored thread, and an embroidery hoop you will stitch your own masterpiece.

WEEK 2 | JUN 10 – 14 | 1:00PM – 4:00PM

2-7187 | Rube Goldberg Machine

Lila Owens

Enter the world of Rube Goldberg and get ready to unleash your inner inventor. Create works of system engineering using cardboard, paper towel rolls, popsicle sticks, bottle caps and all types of recycled materials. Turn everyday objects into wondrous simple machines.

WEEK 3 | JUN 17 – 21 | 9:00AM – 12:00PM

3-7068 | Collage and Assemblage Masterpieces

Tia Sanderson

Experiment with the boundless possibilities of collage and learn how to craft visual tales that echo your unique creativity. Learn how to convey emotions, themes, and narratives through the thoughtful selection and arrangement of images in a variety of mixed media.

3-7054 | Pinhole Photography

Dru Barcus | Tuition | \$210 (Friends of SW: \$195)

Learn photography from camera construction to the final print. Design and create your very own pinhole camera to use as you set up and direct a photoshoot. Explore the darkroom and learn to develop your own pinhole photos. *Also offered week 2 for ages 11–14.*

WEEK 3 | JUN 17 – 21 | 1:00PM – 4:00PM

3-7303 | Drawing in the Garden

Kim Bishop

Students will become field botanists by learning to identify local flowers and trees while creating mixed media artworks and a unique field-study sketchbook. Be introduced to drawing techniques and mediums that will focus on a variety of observational floral drawings. *Also offered in week 7 for ages 10-13.*

WEEK 4 | JUN 24 – 28 | 9:00AM – 12:00PM

4-7992 | Drawing Skills

Nicole Amri

Designed to advance the student's level of artistic knowledge and drawing skills, learn a variety of techniques to create drawings that have a sense of realism while developing your own style. Focus on techniques to support an artful drawing composition and other elements of design.

WEEK 4 | JUN 24 – 28 | 1:00PM – 4:00PM

4-7106 | Meet the Fauves

Stacy Berlfein

Like Matisse and other Fauvists painters, study the power of vivid colors in art. Working in a variety of media to create works that use expressive color to convey emotions, depict light, set a mood, and define character.



WEEK 5 JUL 8 – 12 | 9:00AM – 12:00PM

5-7105 | Ceramic Gnome Homes

Sarah Shore

Explore the whimsical world of gnome homes and design the perfect house for a fictional garden gnome. Using creativity and imagination, work with low-fire clay, then decorate your final creations with paint or glaze.

5-7188 | Street Art 101: Murals

Angelica Sanchez | Tuition | \$210 (Friends of SW: \$195)

Learn about the mural-making process in this exploration of street art. Use stencils, spray paint, and rollers while collaborating with other young artists to create a vibrant portable mural.

WEEK 5 JUL 8 – 12 | 1:00PM – 4:00PM

5-7221 | Recycle-A-Beast

Laurel Bodinus

Dream up and create a three-dimensional critter out of everyday objects. Use natural materials, paper, cardboard, and plastic to upcycle would-be junk into works of art! All the throwaways of daily life come together in a recycled beast.

WEEK 6 JUL 15 – 19 | 9:00AM – 12:00PM

6-7302 | Pet Portraits in Fabric

Laurel Bodinus | Tuition | \$210 (Friends of SW: \$195)

Immortalize your pets in unique, hand-crafted fabric portraits in this sewing intensive class. Render a pet portrait and transfer it into a colorful fabric artwork to frame or attach to another sewn project. **Note:** *Students should bring photos of pet(s) to the first day of class.*

6-7841 | Creative Cyanotypes Photo Prints

Cynthia Trevino | Tuition | \$210 (Friends of SW: \$195)

Mix science and art by exploring a photographic process that uses sunlight to create original prints. Develop photography skills and learn alternative photographic processes while exploring natural elements to create original photographs and drawings.

WEEK 6 JUL 15 – 19 | 1:00PM – 4:00PM

6-7910 | Drawing Foundations: Technical Drawing

Hilary Rochow

Learn the foundations of perspective drawings and the science to observation. By building a solid foundation in technical drawing, strengthen your ability to draw from life and photos, as well as how to draw your imagination with accuracy and precision.

WEEK 7 JUL 22 – 26 | 9:00AM – 12:00PM

7-7303 | Drawing in the Garden

Kim Bishop

Students will become field botanists by learning to identify local flowers and trees while creating mixed media artworks and a unique field-study sketchbook. Be introduced to drawing techniques and mediums that will focus on a variety of observational floral drawings. *Also offered week 3 for ages 10–13.*

7-7094 | Street Art Sculptures: Spray, Sculpt, & Tag

Angelica Sanchez | Tuition | \$210 (Friends of SW: \$195)

Practice self-expression and spray-painting techniques in this studio class. Transform spray-painted cardboard into creative 3-dimensional sculptures.

WEEK 7 | JUL 22 – 26 | 1:00PM – 4:00PM

7-7993 | I'm a Mini Muralist

Angeles Salinas

Working as a team, have a joyful time creating a mini-mural project. Utilizing Pastel Sec techniques, cardboard and craft paper, create a vibrant and whimsical scene. Incorporate your dreamworld into this project and experience what it is to work in larger formats.

WEEK 8 | JUL 29 – AUG 2 | 9:00AM – 12:00PM

8-7222 | Monochromatic Landscapes

Mary Lustri

Working from photographs and some sketches in the campus gardens students will learn about value, tone, and color theory. Painting in monochrome will help young artists see landscapes in a new way and learn techniques on how to paint observationally.

8-7320 | Introduction to Watercolor

Lauren Liedtka

This class allows students to learn about the vast range and flexibility of watercolor painting. Students will explore, experiment, and develop creativity using watercolor.

WEEK 8 | JUL 29 – AUG 2 | 1:00PM – 4:00PM

8-7095 | Street Art: Stencil Revolution

Angelica Sanchez | Tuition | \$210 (Friends of SW: \$195)

Share your thoughts through stencil street art. Learn the strategic use of stencils and spray-painting techniques to bring focus to your message and reflect your ideas on canvas.



WEEK 1 | JUN 3 – 7 | 9:00AM – 12:00PM

1-7301 | Introduction to Acrylic Painting

Alex Chambley

Students will learn the fundamentals of basic acrylic painting. The focus will be on color theory, color saturation, and color mixing creating volume through painting techniques. *Also offered week 7 for ages 11–14.*

WEEK 1 | JUN 3 – 7 | 1:00PM – 4:00PM

1-7305 | Cartooning

Mike Fisher

Cartooning, or visual storytelling, is more than just an enjoyable indulgence of the imagination—from editorial illustration, book illustration to comic strips. Instruction will focus on character development, story sequence, and inking and coloring—all aimed towards the refinement of the student's narratives and ideas. *Also offered Week 5 for ages 14–18.*

WEEK 2 | JUN 10 – 14 | 9:00AM – 12:00PM

2-7086 | Cartoon Storytelling

Mike Fisher

Produce a cartoon from concept to drawing using pen and ink that reads like a professional cartoon narrative that is visually compelling as you learn graphic communication skills. Advance your skills in storytelling through time-sequence and learn lettering and illustration styles. *Also offered Week 6 for ages 14–18.*

WEEK 2 | JUN 10 – 14 | 1:00PM – 4:00PM

2-7054 | Pinhole Photography

Dru Barcus | Tuition | \$210 (Friends of SW: \$195)

Learn photography from camera construction to the final print. Design and create your very own pinhole camera to use as you set up and direct a photoshoot. Explore the darkroom and learn to develop your own pinhole photos. *Also offered week 3 for ages 10–13.*

WEEK 3 | JUN 17 – 21 | 9:00AM – 12:00PM

3-7034 | Beadmaking to Wall Hanging

Jill Keith

Fashion one-of-a-kind, handcrafted beads from air-dried clay, paper, and felt. Select and mount your eye-catching beads to create wearable art and transform pieces into unique wall hangings.

WEEK 3 | JUN 17 – 21 | 1:00PM – 4:00PM

3-7414 | Painting Studio: Color Theory

Alex Chambley

Learn to create dynamic paintings using acrylic paint in this color theory focused course. Students will learn to master color mixing, warm and cool color relationships, hue, saturation and value, and much more! Students will leave with at least one completed painting in this course.

WEEK 4 | JUN 24 – 28 | 9:00AM – 12:00PM

4-7900 | Adobe Illustrator 101

Braulio Gutierrez Gonzalez

Learn and explore basic design principles such as contrast, balance, rhythm, pattern, and movement to create distinctive works of art in Adobe Illustrator. Young artists will work towards creating multiple designs that properly display conceptual thinking.

4-7324 | Illustrations in Watercolor

Lauren Liedtka

Illustrate your imagination in this studio course as you explore a wide variety of watercolor painting techniques. Explore topics such as color theory and color blending while bringing your illustrations to life.

WEEK 4 | JUN 24 – 28 | 1:00PM – 4:00PM

4-7014 | Ceramic Candle Holder

Alex Chambley

Gain skills in the clay studio by learning how to use ceramic building tools, underglazes, and hand-building techniques. Incorporate carving techniques, interesting textures, and colors in your work to create a functioning ceramic candle holder.

WEEK 5 JUL 8 – 12 | 9:00AM – 12:00PM

5-7842 | Cyanotypes on Fabric

Mary Margaret Johnson | Tuition | \$210 (Friends of SW: \$195)

Combine art and science as you harness the sun's rays to print unique textile pieces and create your own wearable art t-shirt. Learn how to apply cyanotype to different types of natural materials and fabrics.

WEEK 5 JUL 8 – 12 | 1:00PM – 4:00PM

5-7214 | Portraits in Clay

Sarah Shore

Make a clay portrait of yourself, a character, or animal by learning to construct a hollow form through pinch forming and coil building clay techniques. Apply creativity, talent, and unique ideas for creating your character design.

WEEK 6 JUL 15 – 19 | 9:00AM – 12:00PM

6-7083 | Drawing in Color

Alex Chambley

This course is designed to push the young artist's use of color to the limit. This colorful course will introduce various techniques and mediums such as chalk and oil pastel. Reflect the world that you see in color.

WEEK 6 JUL 15 – 19 | 1:00PM – 4:00PM

6-7410 | Surrealist Collage

Kim Bishop

Spend the week creating imaginative worlds by learning specific collage techniques and studying some of the most famous modern and contemporary surrealist collage artists in the world. Create unique and fantastical works using four illusionistic strategies.

WEEK 7 JUL 22 – 26 | 9:00AM – 12:00PM

7-7321 | Release the Kraken

Laurel Bodinus

Design a cookie jar based on a mythical creature. Discover how basic ceramic handbuilding methods and decorating techniques are used to construct what you design.



WEEK 7 JUL 22 – 26 | 1:00PM – 4:00PM

7-7301 | Introduction to Acrylic Painting

Nicole Amri

Students will learn the fundamentals of basic acrylic painting. The focus will be on color theory, color saturation, and color mixing creating volume through paint techniques. *Also offered week 1 for ages 11–14.*

7-7012 | The Ceramic Surrealist

Allysha Farmer

Join us as we explore the bizarre world of surrealism and learn about the surrealism movement such as the melting clocks by Dalí. Learn handbuilding techniques for working in clay to sculpt your favorite foods in the style of surrealist still-life.

WEEK 8 JUL 29 – AUG 2 | 9:00AM – 12:00PM

8-7309 | Feathered Serpents

Laurel Bodinus | Tuition | \$210 (Friends of SW: \$195)

Learn about the feathered serpent, a prominent supernatural entity found in many Mesoamerican cultures, and construct a soft sculpture of your own design. Students will learn hand sewing techniques to make a brightly colored flying serpent! Note: Serpent will not actually fly. It will be cuddly though!

WEEK 8 JUL 29 – AUG 2 | 1:00PM – 4:00PM

8-7212 | Franken Painting

Angeles Salinas

Drawings, paintings, and collages will collide in this mixed media studio. Students will explore creativity and individual expression by creating one-of-a-kind Franken paintings to display at the end of the week.

NEW! SUMMER ART STUDIOS CAMP INTENSIVES

These week-long, full-day classes will offer an intensive study in areas of Architecture and Moviemaking. These classes will provide focused learning with curriculum delivered within a positive, nurturing, and fun environment with a lead artist, and camp coordinator and counselors—studio time will be morning and afternoon for a full camp experience with a monitored lunch break with activities (students should bring their own bag lunches, beverages, and snacks); tuition includes all materials. Classes will take place at UTSA Downtown Campus; a pull in drop-off and pick-up is available. Early drop-off beginning at 8:00am and extended (after-camp) care from 4:00–5:30pm is included in tuition.

Tuition | \$380 (Friends of SW: \$365)

Location | UTSA Downtown Campus, 501 W. Cesar Chavez Blvd., San Antonio, TX 78207

Please read pages 5–6 for Camp Guidelines & Policies.

Summer Art Studios classes can be rigorous, focused, and require skills sets (both physical, verbal, and cognitive) that might not be appropriate for all youth and teens. If you have any questions or concerns about the appropriateness of a class for your child before registering them in the Camp Intensives at the Downtown Campus, please reach out to Ramon Munoz at ramon.munoz@utsa.edu or at 210.200.8212.

7999 | Master Architecture Studio

Ramon Munoz

This architecture-focused day camp is part of the Kids Initiating Design Solution program. Each day the class will explore the works of contemporary architects and will reflect their own creativity through the lens of modern design masters. Students will apply signature styles to original works on a small scale, creating models showcasing their newfound knowledge and skill. Students will have the opportunity to engage with local design professionals as special guest.

SU1 | Jun 17 – 21 | 9:00am – 4:00pm

SU2 | Jun 24 – 28 | 9:00am – 4:00pm

7989 | B-Movie Cinema Studio

Ireland Robinson and Josue Pelaez

This film-focused class is a DIY moviemaking experience; come be part of a mini-moviemaking crew. This class explores elements of moviemaking from scriptwriting, storyboarding, prop and set design to video production using digital cameras and editing software. Students will be challenged to create one-of-a-kind features and trailers based on their original ideas. Crews are led by advanced students and professionals from the UTSA Film Studies Program.

SU1 | Jul 8 – 12 | 9:00am – 4:00pm

SU2 | Jul 15 – 19 | 9:00am – 4:00pm

MEET THE INSTRUCTORS

NICOLE AMRI received a BFA in Painting and a BA in Communication: Public Relations from University of Texas at San Antonio. She is also a 2006 alumna and former Co-Executive Director of SAY Sí. After 16 years in nonprofit creative youth development, Amri uses her skills to continue to advocate and nurture community through education, collaboration and her own art.

DRU BARCUS earned his Bachelor degree in Art from the University of the Incarnate Word. Onstage performing and offstage as a Scenic/Lighting/Sound/Props/Costume Design and Technician, Barcus has been an lead instructor with UTSA-Southwest Saturday Morning Discovery Artist since 2011.

STACY BERLFEIN is practiced in a variety of media and subject matter in drawing and painting, with her personal work focusing on landscape. She holds an MFA from University of Texas at San Antonio and a BFA in Painting and Drawing from University of Texas at Austin. She currently teaches in both college level and community level courses.

KIM BISHOP earned her MFA in Contemporary Drawing and Painting from University of Texas at San Antonio and her MA in Curriculum and Instruction from Texas State University. She has been teaching and practicing art for more than three decades. Bishop's works involve personal thematic issues in a variety of materials and techniques.

LAUREL BODINUS is a sculptor and costume designer who has worked for the San Antonio Children's Museum, Guadalupe Theatre, and Magik Children's Theatre. She has taught in Summer Art Studios since 1998.

ASHLEY BUENO is a conceptual photographer that dives into the realm of surrealism and leads us into the darker side of human experience. She received a BFA in Fine Art Photography at Texas State University, and is currently studying ceramics at University of Texas at San Antonio with plans to obtain a Master's degree to bring the world of photography and ceramics together.

ALEX CHAMBLEY is a University of Texas at San Antonio MFA candidate specializing in painting, drawing, and sculpture. As a certified teacher, she has two years of experience teaching art classes in public/private schools to students of all skill levels. She is currently the studio assistant for the Teen Studio Intensive program.

ALLYSHA FARMER is a ceramic artist born and raised in San Antonio, Texas. She received her BFA from the University of Texas at San Antonio. Farmer has also participated in the development of public art helping to create and install ceramic murals and sculptures with local artist Diana Kersey.

MIKE FISHER received his Master of Communication Arts degree from the University of the Incarnate Word and his BA degree at the University of South Carolina. He has been a cartoonist for the former Starlog magazine, as well as Animation Magazine, Modeler's Resource, and other publications.

JENNY GIUFFRIDA received a BA from the University of the Incarnate Word with a focus in photography, and holds a State Certification Art EC-12. She has been an artist-teacher for UTSA-PaCE's Youth Mobile Arts Program since 2005.

MARIA GOULD holds an MFA in Ceramics from the University of Colorado and a BFA in Ceramics from Alfred University. She has been a studio artist passionately making art encompassing a variety of media, a program director of arts, and an educator, currently at East Central ISD, for over 35 years.

MEET THE INSTRUCTORS

BRAULIO GUTIERREZ GONZALEZ is an interactive installation artist that focuses on the movement of the viewer in space through the work. A student at the University of Texas at San Antonio, he has exhibited and curated student shows such as FOMO.

BREEN HEATH earned her BA in Film from University of Texas at San Antonio and is currently a freelance storyboard artist and character artist. She has run her own studio for the past 10 years where she has worked in Animation, Indie Games, designing educational games, webcomics and more.

MARY MARGARET JOHNSON earned her BA in Fine Arts at Sewanee: University of the South. Born and raised in San Antonio, Johnson is a nationally exhibited interdisciplinary artist, curator and arts educator who focuses on printmaking, textiles, photography, painting, and illustration. Currently she is a resident and social media manager of Clamp Light Studios & Gallery.

JILL KEITH has earned a BFA in Studio Art, and holds a BA and MA in English. Jill's paintings are colorful landscapes that reflect her joyous spirit while her love for art education and the children she serves has kept her in the field for more than 40 years.

LAUREN LIEDTKA is an Art teacher and freelance illustrator based in San Antonio. They specialize in watercolor painting, sculpture, electroforming, and digital art.

REESE LUNDQUIST is a multidisciplinary artist with a focus on film, photography and digital media. She frequently works in mixed medium, blending her knowledge of photography and filmmaking with her passion for installation, computers, and the strange things that arise in the arts.

MARY LUSTRI is a master art teacher and artist with 32 years of professional experience in Houston and San Antonio. She prides herself in teaching the process and techniques of learning, and the elements and principles of design to students in various mediums. She is inspired by watching them create their own masterpiece!

LILA OWENS has taught elementary art for thirty-four years and loved watching her student artists create something new every day with their imaginations. She is inspired by the endless possibilities and the beauty of children's fearlessness to try something new and to be creative.

HILARY ROCHOW is an instructor with the UTSA-Community Art Teen Studio Intensive program as well as a multidisciplinary artist, designer and curator. She holds a Bachelors of Industrial Design from Auburn University. Rochow has shown work at multiple galleries including Flax Gallery, Space C7, and FL!GHT. She also operates a gallery, Rojo, and a studio in the Southtown Arts District.

ANGELES SALINAS is a University of Texas-San Antonio MFA candidate. She holds two bachelor's degrees; one in Graphic Art Design from Mexico City and a BFA from UTSA where she graduated Summa Cum Laude in 2020. Her aim is to help women and girls of all ages to feel empowered with her work.

ANGELICA SANCHEZ is a passionate educator, teaching artist, and advocate dedicated to empowering underserved youth through the transformative power of the arts. With a background in graffiti writing and a commitment to social justice, Angelica uses her artistic talents and educational expertise to create meaningful opportunities, inspire creativity, and address important social issues.


MEET THE INSTRUCTORS

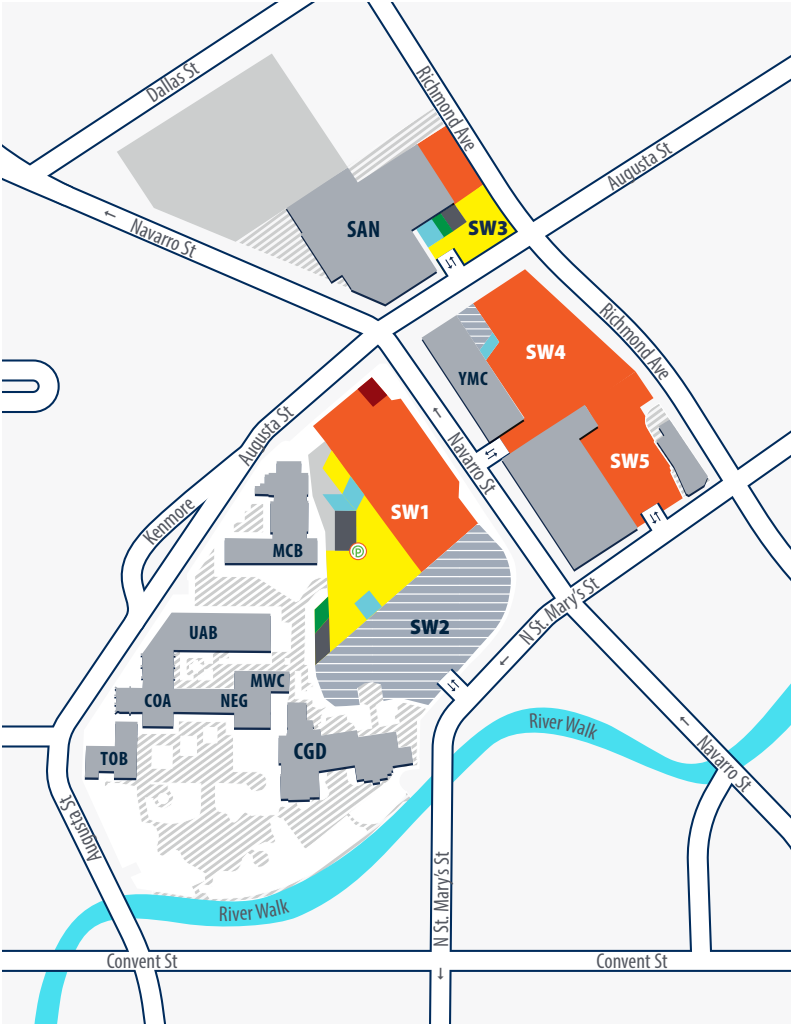
TIA SANDERSON brings a unique blend of traditional craftsmanship and contemporary flair to her colorful stained glass jewelry and collage. She brings to the classroom her aspiration to captivate diverse audiences through intricate designs, sustainable practices, and a commitment to fostering a community that appreciates the artistry inherent in each piece.

SARAH SHORE is a certified art teacher EC-12 with a Masters in Curriculum with an emphasis in technology. She has worked for Northside ISD since 1993 and has been a ceramic artist for the last 10 years.

CYNTHIA TREVINO is an artist, educator and Tejana from San Antonio. Cynthia holds a BFA in Visual Art Studies and MA in Art Education from the University of Texas at Austin. She has over 15 years teaching experience and has exhibited at Mexic-Arte Museum, Brick at Blue Star, and Centro Cultural Aztlan.

SARA ZAPATA holds a BA in Government, Urban Planning & Architecture from the University of Texas at Austin and a MA from the University of Texas at San Antonio and an M. ED from Trinity University. She has taught students from kindergarten to 12th grade.





**UTSA
SOUTHWEST**

300 Augusta St.
San Antonio, TX 78205

- COMMUTER C PARKING
- ADA/ACCESSIBLE PARKING
- EMPLOYEE A PARKING
- EMPLOYEE B PARKING
- RESERVED PARKING
- HOURLY PARKING - PARKMOBILE
- UNIVERSITY VEHICLE PARKING
- CLUB GIRAUD/GEMINI INK PARKING

BUILDINGS

- MCB** | McAllister Ceramics Building
- UAB** | Urschel Administration Building
- MWC** | McNutt Welcome Center
- NEG** | Negley Building
- COA** | Coates Chapel
- TOB** | Tobin Building
- SAN** | Santikos Building
- CGD** | Club Giraud
- YMC** | YMCA Building

SOUTHWEST CAMPUS PARKING

- SW1** | Southwest Lot 1
- SW2** | Southwest Lot 2
- SW3** | Southwest Lot 3
- SW4** | Southwest Lot 4
- SW5** | Southwest Lot 5

MAP | DOWNTOWN CAMPUS

